



Year 6 Spellings - Spring Term 1st Half 2023

Every day, we have a short spelling lesson which guides us through learning the rules mentioned in this guide to Y6 spellings. Children will be introduced to their spellings on Fridays and will have the test the following Friday (We will be practising them in school during the week 😊) Dates of each of the tests are provided on the grid below.

Practise your spellings in whatever way works best for you! You might like to try some ideas from the spelling menu that accompanies this document. We occasionally use the activities from this grid in class, so children should be familiar with parts of it.

Orange Words are an additional focus for us in class and feature a range of words from the Year 5/6 Statutory Spelling List
Blue words are challenge words and can be learned as additional words, if children choose to.

Spelling Focus:	plural nouns Orange words	'sh' sound spelt with 'ssi' and 'si'	'ough' letter string	'er' sound with -er, -sure and -ture.	Words with the /k/ sound spelt ch	Using ch to spell the /sh/ sound	Half Term
Test date:	6.1.23 (from last term)	13.1.23	20.1.23	27.1.23	3.2.23	10.2.23	
	matches addresses dictionaries opportunities government environment conscience shoulder soldier parliament	passion confession expression impression admission mansion pension dimension collision decision repercussion comprehension	bought thought rough enough cough although dough through thorough plough overwrought thoroughfare	measure treasure enclosure pleasure creature furniture stretcher nature adventure lecture horticulture acupuncture	school echo chaos stomach chemist scheme character orchestra mechanic technical chronologically melancholy	(Less words this week 😊) chef chute machine chalet brochure parachute chandelier chaperone ricochet	









Year 6 Spellings - Spring Term 2nd Half 2023

Spelling Focus:	Words ending in -ably and -ibly.	Words with the 'ay' sound spelt ei, eigh, or ey	Prefixes: ante or anti?	Words ending with the 'g' sound spelt -gue and the 'k' sound spelt -que (French in origin)	Words that are tricky to spell (even for adults!)	Words with unstressed vowel sounds	Easter Holiday
Test date:	24.2.23	3.3.23	10.3.23	17.3.23	24.3.23	31.3.23	
	understandably suitably comfortably miserably incredibly possibly responsibly considerably horribly terribly incomprehensibly intolerably	vein weigh neighbour sleigh disobey eight freight reign abseil whey paperweight deity	anticlockwise antibiotics antiseptic antidote antisocial antioxidant antifreeze antenatal antecedent anti-inflammatory	antique unique plaque mosque picturesque tongue rogue vague league catalogue monologue grotesque	occasionally necessary separate rhythm accessory guarantee licence weird business government embarrassment fluorescent	explanatory environment secretary jewellery poisonous company desperate definitely reference temperature	

After the two weeks of term, we will have completed our Year 6 Spelling Book. In the weeks that follow, we will be revising some Y3 and Y4 spellings, as well as preparing for our KS2 Spelling, Punctuation and Grammar Test. Spellings and spelling rules will still be taught on a daily basis, either in a spelling lesson or as part of our English (reading or writing) lessons. See the next page for more information.

You can see the rules that we will be revisiting in English lessons and the words we'll be using in class on our Writing Map.

Y6 - Writing and Spelling Overview









Autumn 1	Autumn 2	Spring 1	Spring 2	Summer 1	Summer 2
<p>Instructions – How to mummify your best friend </p> <p>curiosity, privilege, ancient, guarantee, sufficient, variety, individual, relevant, thorough(ly), disastrous, stomach, occur(ring), forty, necessary, opportunity, recommend</p> <p>-ful e.g. handful, bucketful</p> <p>apostrophe for possession e.g. mummy's body</p> <p>-cial/-tial e.g. crucial, essential</p> <p>Poetry – Ottava rima Iambic pentameter Free verse (3 weeks) 1 2 7</p>	<p>Narrative – Setting description – Ancient Egyptian city </p> <p>community, ancient, individual(s), conscious, vegetable(s), variety, temperature(s), mischievous(ly), hindrance</p> <p>-cious e.g. precious, conscious</p> <p>-less/-ness e.g. endless, darkness</p> <p>Persuasive advert – Visit Modern Egypt </p> <p>bargain, guarantee, accommodate, competition, curiosity, excellent, marvellous, restaurant, signature</p> <p>-able/-ible e.g. comfortable, incredible</p>	<p>Non-chronological report (infographic style) Mythical sea creatures </p> <p>according, aggressive, appreciate, category, frequently, existence, interfere, occupy, recognise, shoulder, stomach, temperature</p> <p>-ible e.g. terrible, horrible</p> <p>Recount – Diary – Captain's log (losing mind) </p> <p>according, achieve, available, communicate, desperate, exaggerate, frequent, harass, hindrance, lightning, persuade, forty, sacrifice, twelfth, yacht</p> <p>informal language colloquial phrases/idioms contractions</p>	<p>Narrative – Setting description Shipwrecked island </p> <p>Plot weave – Waking on the island 6</p> <p>according, aggressive, curiosity, develop, disastrous, exaggerate, existence, lightning, sacrifice, temperature</p> <p>hyphenated words for colour, texture and likeness e.g. foam-topped waves, algae-covered rocks</p> <p>participial adjectives using the past participle e.g. abandoned, forbidden, broken, battered using the present participle e.g. foaming, rolling, lapping</p> <p>Narrative – Character description – Caliban 5</p> <p>according, aggressive, attached, bruise, communicate, desperate, develop, environment, identity, language, muscle, physical, stomach</p> <p>words ending in -ible/-ibly hyphenated words terribly-scarred visibly-damaged</p>	<p>Non-chronological report – Hybrid creature </p> <p>marvellous, temperature, environment, equipped, frequently, suggest, communicate, average, variety, curiosity</p> <p>hyphenated words -gue e.g. tongue, intrigue</p> <p>Recount – Newspaper – Discovery on the Galapagos! </p> <p>variety, attached, environment, vegetables, stomach, excellent, opportunity, mischievous, aggressive, especially, according, communicate</p> <p>suffix -ous words containing 'ough' formal language and formal equivalence</p>	<p>Narrative – Build upon character, setting and speech to write a final narrative.</p> <p>Discussion – Is the advancement of technology always a good thing?</p> <p>government(s), thorough(ly), individual, environment, average, temperature, disastrous, sufficient, recommend, vehicle</p> <p>-se and -ce (verb -> noun) e.g. advise vs. advice</p> <p>'fer' + suffix e.g. referral</p> <p>formal language and formal equivalence</p>
<p>Discrete spelling lessons</p> <p>1 i before e except after c 2 homophones 3 silent letters e.g. kn and gn 4 revisit prefixes 5 'que' e.g. cheque 6 -ness/-less e.g. darkness, endless 7 'fer' + suffix</p>		<p>Objective from a lower year group</p> <p>Y1 Y2 Y3/4 </p>			



Suggested Spelling Menu - Please remember you can practise in whichever way works best for you! 😊

Spelling Selection

Practise your spelling words by selecting two spelling activities to do each day.

 Monday	 Tuesday	 Wednesday	 Thursday	 Friday
1 Upper and Lower Write each of your words out two times. Write in uppercase the first time and lowercase the second time.	1 Pyramid Writing Write each of your words inside a pyramid. 	1 Upper and Lower Write each of your words out two times. Write in uppercase the first time and lowercase the second time.	1 Air Writing Write each of your words in the air with your finger. Ask someone to read your words as you write.	1 Blue Vowels Write out each of your words. Then, go over the vowels in each word using a blue pencil.
2 Curly Words Write out your words in your neatest handwriting. Then, write them again in curly letters.	2 Fancy Letters Write each of your words in fancy writing. Your letters could be curly, dotty, or whatever you decide!	2 Rainbow Words Write out your words with a pencil. Next, draw around each letter five more times using different coloured pencils.	2 Blue Vowels Write out each of your words. Then, go over the vowels in each word using a blue pencil.	2 Tell a Story Use all of your words to tell a short story. Underline each spelling word with a ruler and pencil.
3 Rainbow Words Write out your words with a pencil. Next, draw around each letter five more times using different coloured pencils.	3 Join the Dots Write each of your words using dots. Then, join the dots with a coloured pencil to make your word.	3 Fancy Letters Write each of your words in fancy writing. Your letters could be curly, dotty, or whatever you decide!	3 Spelling Flowers Draw a big flower. Write one of your spelling words on each petal.	3 Across and Down Write your words across and down, sharing the same first letter. 
4 Pyramid Writing Write each of your words inside a pyramid. 	4 Curly Words Write out your words in your neatest handwriting. Then, write them again in curly letters.	4 Join the Dots Write each of your words using dots. Then, join the dots with a coloured pencil to make your word.	4 Backwards Words Write each of your words out forwards. Then, write them all backwards.	4 ABC Order Write your words in alphabetical order.